

IPool Instruction Manual

For preventing any unexpected consequence, please carefully read this instruction manual and thoroughly comprehend the content before installing and using the pool.

The company shall not be held liable for any indemnification for any injury, casualty, or damage resulting from incomplete understanding of, or nonconformity to, the content of this instruction manual.

After packing the pool, allow the pool to lay in direct sunlight for about 2 hours for easier to installation.



! Attention
Weight Limit: 110kg

INDEX

iPool Introduction.....	1
iPool Parts List.....	2
Illustration of iPool Ladder Assembly	6
Illustration of iPool Assembly.....	7
iPool Assembly Procedures.....	8
Precautions of installing iPool.....	14
Instructions for using iPool	
A. Instructions on utilization.....	15
B. Instructions on using the Elastic Band.....	18
C. iPool Instruction Method - An Easy-to-learn Method for learning to swim / An Exercise Machine.....	20
Warring of using iPool.....	22

iPool Introduction

Camarillo, California:

After years of development, Fitmax Inc. is proud to introduce iPool, the latest innovation in resistance swimming. Now available in the United States, iPool (which stands for Infinite Pool) provides a user with hours of swimming, at a lower cost with fewer chemicals and less space than a traditional swimming pool

Known as the best form of exercise to train or strengthen the cardiovascular system, swimming minimizes the stress and impact on joints that typically leads to the most common muscular and spinal injuries. Unfortunately, many people do not have access to swimming. Traditional swimming pools cost over \$25,000 to install, require large backyards, and are difficult to maintain. For parents who have children, traditional swimming pools can be dangerous areas requiring constant supervision. Not all health clubs provide members with access to swimming, and pools at health clubs are loaded with harsh chemicals because of the volume of people that use the pool (and the bacteria that results). Similarly, community swimming pools are crowded, contain harsh chemicals, and are not always accessible at times convenient to your schedule.

Fitmax introduces iPool, a low-cost alternative for people seeking the low-impact, high-energy exercise that swimming provides. iPool costs thousands less than traditional swimming pools or propulsion system swimming machines like Endless Pools, Swim Gym, or BaduJet, but allows the user to swim without the hassle of turning around. In fact, iPool costs about as much as a treadmill or a Bowflex.

More importantly, iPool takes up only six square meters of space, less than a minivan or even some sedans. iPool fits almost anywhere, whether within the garage or your backyard. iPool uses about \$3 of water to fill up, and can be assembled in 30 minutes. Because it is so easy to assemble and uses minimum parts, it is portable and can also be taken anywhere that you wish to go, whether on camping trips or on extended visits to family and friends.


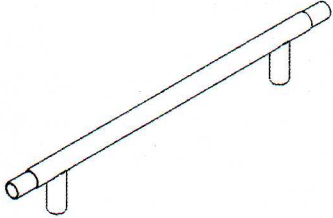
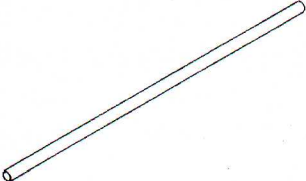

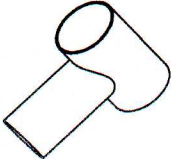



iPool represents the latest product from Fitmax, a California-based company that remains committed to providing consumers with access to quality fitness products typically found only within the finest fitness centers in the world. The company is headquartered in Camarillo, California.

Patent No: (U.S.A): US6.966.870 B2, CFP-017905 ,7.175.569B1,7.185.598B1

Patent No: (CHINA): 736686

Patent No: (TAIWAN): M258779, 220984, M278444

iPool Parts List

No.	Title	Illustration	Quantity
1	CORNER TOP FRAME		4
2	TOP FRAME WITH LEG SOCKETS		8
3	LONG TOP FRAME		2
4	SHORT TOP FRAME		2
5	T-SHAPED TOP FRAME		4
6	LEFT CURVED LEG TUBE		10
7	RIGHT CURVED LEG TUBE		10
8	T-SHAPED SAFETY FRAME		3

